

CS062

DATA STRUCTURES AND ADVANCED PROGRAMMING

1: Introduction & Object-Oriented Programming



Tom Yeh
he/him/his

Lecture 1: Introduction & Object-Oriented Programming

- ▶ Introductions
- ▶ Motivation
- ▶ Logistics
- ▶ Object-Oriented Programming Paradigm
- ▶ Java Basics

Our team



Aidan Garton
he/him/his

George Johnson
he/him/his



Adeena Liang
they/them/their



Kacie Lee
she/her/hers



Sam Sasaki
he/him/his

Ion Tsichrintzi
she/her/hers

Slack Channels

- ▶ If registered, already invited to cs62-fa2021 channel in Division-II Pomona Slack workspace.
 - ▶ Please let me know if you have not been added yet.
 - ▶ You can post questions anonymously, too.
- ▶ Department-wide slack workspace:
<https://tinyurl.com/PomonaCSSlack>

Meet the 21-22 CS Liaisons!




Hello, world! I'm Gabriel Konar-Steenberg (he/him), junior CS major from Minneapolis. This is my second year as a liaison and a TA. I'm most interested in applying computing to societal problems; other interests include philosophy, environmental analysis, descending Wikipedia rabbit holes, and being outside. Feel free to contact me about anything at gmka2019@mymail.pomona.edu or on Slack!

Hi, I'm Sean O'Connor (he/him), a Senior and a nontraditional transfer student who previously worked in EMS for 5 years. Ask me about my research on privacy and surveillance, social justice and tech ethics, or surviving CS courses as a late convert from the humanities (swow2015@mymail.pomona.edu).



Hello, I'm Mercy Bickell (she/hers) and I'm a senior CS major, cog sci minor. I am a first time liaison and third time TA. I'm looking forward to meeting new and old students alike this year. I am particularly interested in NLP and the study of language in general. I also love video games and board games! You can contact me anytime on Slack or at mcba2018@mymail.pomona.edu.

Hi, I am Eryn Ma (she/her), a sophomore interested in the interdisciplinary study of CS. Feel free to chat with me about exploring intro courses and research as a new member of CS community, interdisciplinary studies like cognitive science, or transferring from online to in-person study! (ymac2020@mymail.pomona.edu)



Hi my name is Maymuunah and my pronouns are she/her. I am a rising sophomore hoping to major in computer science with minor in either cognitive science or media studies. My email is mmqa2020@mymail.pomona.edu. Feel free to reach out!

Hey everyone! I'm Lucas Tiangco (he/him) '23. As someone who's experienced the stress of getting into the CS major at the last possible minute, I'd love to help anyone with any questions relating to CS major planning. I can also elaborate on CS research and my experiences as a TA. Of course, I'm also happy to chat about: your favorite movie; the one song that you've memorized the lyrics, melody, harmony, and backing vocals of; any interesting historical stories; and of course, your favorite way to eat a potato. If any of the above topics intrigue you, feel free to reach me at ldta2019@mymail.pomona.edu!





POMONA COLLEGE

BLACK AND BROWN IN CS (BBICS)

*Providing support, resources, and encouragement to Black
and Brown students in computer science*

What we do?

- > Personal and academic mentoring
- > Practice Interviews
- > Monthly newsletter w/ shared resources
- > Monthly speakers

contact | magali.ngouabou@pomona.edu

Sakai Surveys Due this Friday at 5pm

- ▶ "Getting to know you"
- ▶ "Sorting hat"

Lecture 1: Introduction & Object-Oriented Programming

- ▶ Introductions
- ▶ Motivation
- ▶ Logistics
- ▶ Object-Oriented Programming Paradigm
- ▶ Java Basics

What is CS062?

- ▶ Beginner to intermediate-level course
- ▶ Programming and problem solving
- ▶ **Data structures:** Emphasis on how to organize data in a computer based on problem needs
- ▶ **Advanced Programming:** Emphasis on how to write efficient algorithms for modern applications following the Object-Oriented Programming (OOP) paradigm

Why study Data Structures and Algorithms?

- ▶ Their impact is broad and far-reaching
 - ▶ Web search, protein folding, compiler, circuit layout, movies, games
 - ▶ Security, music, videos, recommendations, particle simulations
- ▶ They may unlock the secrets of life and of the universe
- ▶ Old roots, new opportunities
- ▶ To become a proficient programmer
- ▶ For intellectual stimulation
- ▶ For fun and profit
- ▶ To major/minor in Computer Science

Their impact is broad and far-reaching

The secret bias hidden in mortgage-approval algorithms

Even accounting for factors lenders said would explain disparities, people of color are denied mortgages at significantly higher rates than White people

Twitter's Photo-Cropping Algorithm Favors Young, Thin Females

The findings emerged from an unusual contest to identify unfairness in algorithms, similar to hunts for security bugs

AI Algorithm Matches Cardiologists' Expertise, While Explaining Its Decisions

Mathematicians are deploying algorithms to stop gerrymandering

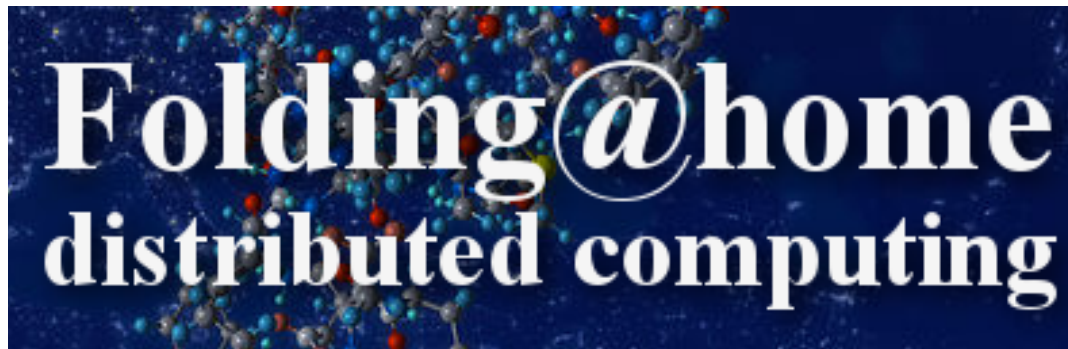
Social Media Algorithms Are Controlling How I Grieve

What happens to a loved one's account after they pass—and how does their digital afterlife affect the ones who survive them?

They may unlock the secrets of life and of the universe

**Computational models are replacing
math models in scientific inquiry**

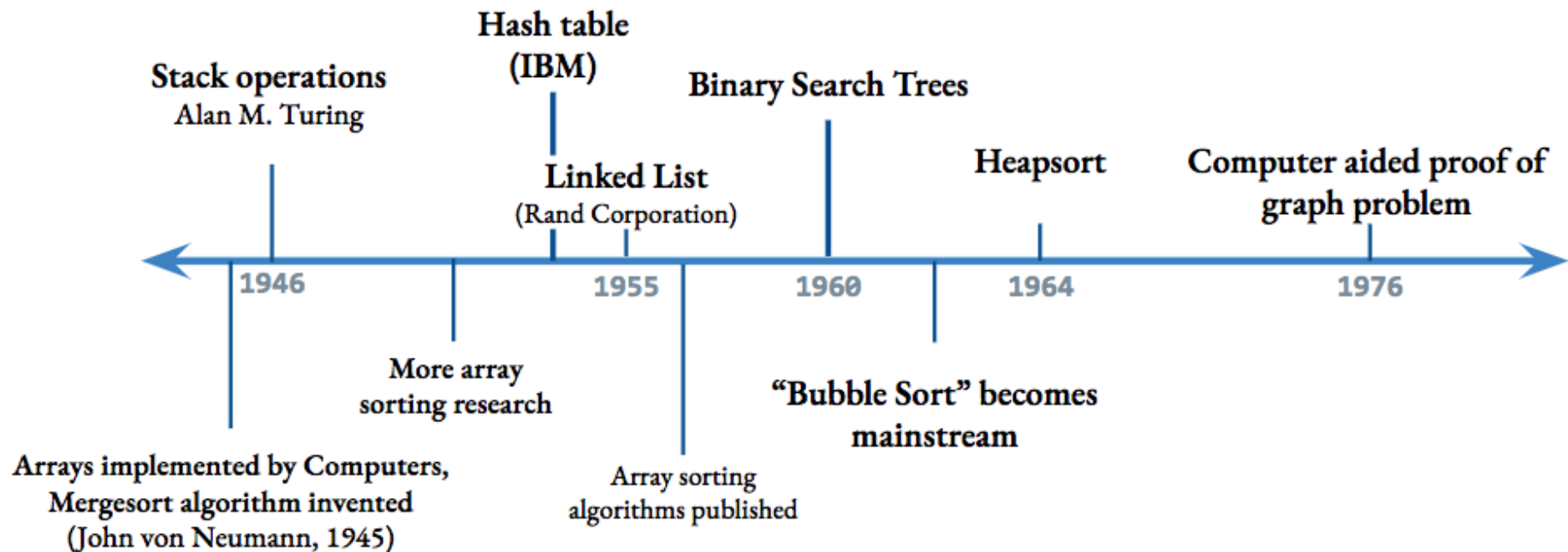
**Algorithms and Data structures significantly
impact Simulations**



MOTIVATION

Old roots, new opportunities

BRIEF & INCOMPLETE HISTORY OF DATA STRUCTURES



MOTIVATION

To be a proficient programmer

- ▶ “Bad programmers worry about the code. Good programmers worry about data structures and their relationships”

Linus Torvalds (architect of Linux and git)

- ▶ “Algorithms + Data Structures = Programs”

Niklaus Wirth

For intellectual stimulation

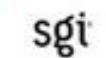
- ▶ “For me, great algorithms are the poetry of computation. Just like verse, they can be terse, allusive, dense, and even mysterious. But once unlocked, they cast a brilliant new light on some aspect of computing.”

Francis Sullivan, *The Joy of Algorithms*

MOTIVATION



For fun and profit



To major/minor in Computer Science

Introductory Courses

The department offers introductory courses designed for students with a wide variety of backgrounds and interests. Like first courses in other sciences, CSCI051x ([CSCI 051A PO](#), [CSCI 051G PO](#), or [CSCI 051J PO](#), or [CSCI 051P PO](#)); [CSCI 054 PO](#) and [CSCI 062 PO](#) are suitable both for students who want to broaden their liberal arts education and for those who seek preparation for more advanced courses.

CSCI051x are designed for students who have no experience in programming. Students who have Advanced Placement or similar preparation may enter directly into [CSCI 054 PO](#). Contact the department for more information.

Pomona collaborates with the other Claremont Colleges in the offering of advanced coursework in Computer Science. The introductory sequence of courses (CSCI051x PO, [CSCI 054 PO](#) and [CSCI 062 PO](#)) prepares students for advanced courses at Pomona, and other Claremont Colleges, and provides preparation equivalent to the Harvey Mudd sequence of [CSCI 005 HM](#), [CSCI 060 HM](#) and [CSCI 070 HM](#). However, the introductory courses at Harvey Mudd College are not guaranteed to be available. Anyone contemplating a major or minor in computer science at Pomona should start in the appropriate course in the

A quick overview of lecture topics

Topic	Data Structures/Algorithms
Fundamentals	Arrays
Basic Data Structures	ArrayLists, Linked Lists, Stacks, Queues
Sorting	Bubblesort, Selection sort, Insertion Sort, Shellsort, Quicksort, Mergesort, Heapsort, Heaps, Priority Queues
Searching	BSTs, red-black trees, 2-3 search trees, hash tables
Graphs	BFS, DFS, Prim, Kruskal, Dijkstra

The advanced programming side of CS62

- ▶ In contrast to CS51, labs and assignments will typically be different.
- ▶ Labs are shorter and deliverables are due Wednesday midnight.
- ▶ Assignments are week-long, due on Tuesday midnight.
- ▶ Labs will mostly teach you tools:
 - ▶ CLI, Eclipse, Debugger, Unit testing, git, profiling, etc
- ▶ In some labs you will *implement* data structures that we see in lectures.
- ▶ Assignments will be *deliberately* vague and will be *using* data structures to solve interesting problems.
 - ▶ Realistically, no one will hire you and give you the steps to solve a problem.
 - ▶ But we are here to help you understand how to approach problems!

Lecture 1: Introduction & Object-Oriented Programming

- ▶ Introductions
- ▶ Motivation
- ▶ Logistics
- ▶ Object-Oriented Programming Paradigm
- ▶ Java Basics

Prerequisites

- ▶ Officially, CS054 at Pomona
- ▶ We assume you are comfortable with moderate-size programs
 - ▶ Loops
 - ▶ Conditionals
 - ▶ Procedures/methods/functions
 - ▶ Objects
 - ▶ Recursion
- ▶ Comfortable with proofs
- ▶ Familiar with concepts of time/memory efficiency

DON'T WORRY!
REVIEW DURING FIRST TWO WEEKS

How can I succeed in CS062?

- ▶ Have breakfast, come to class, be on time
- ▶ Take notes, participate, ask questions, don't stay confused
- ▶ Review slides and do the assigned reading/problems after each lecture
- ▶ Start the assignments early
- ▶ Use the tools we learn in the lab (e.g., Debugger)
- ▶ Practice writing code on paper
- ▶ Learn how to read and write documentation
- ▶ Come to office hours/mentor sessions/your learning community
 - ▶ But ask for help *after* you have tried solving a problem by yourself
- ▶ Did I say start early?

How can I be a good citizen in CS062?

- ▶ Try to avoid using laptops/tablets/phones/other fancy electronics.
 - ▶ Unless you use them for note taking :)
- ▶ Be mindful when in office hours/mentor sessions of the number of other students waiting for help.
 - ▶ Come with specific questions!
 - ▶ Take advantage of learning communities for more focused attention by TA and conversations with your team members.
- ▶ TAs are students, too. Respect their time outside mentor sessions.
- ▶ We encourage collaboration but we want you to submit your own code.

What will my average week look like?

- ▶ TR lectures.
- ▶ Thursday quizzes.
- ▶ Wednesday labs (mandatory) due on Wednesday midnight.
- ▶ Weekly assignments due on Tuesday midnight.

BUDGET AT LEAST 8 HOURS OUTSIDE THE CLASSROOM

Grading summary

- ▶ Weekly Programming Assignments: 35%
 - ▶ $3^n\%$ penalty for each late day
 - ▶ Can take a 3-day extension once - *use wisely*
- ▶ Midterm I: 15%
- ▶ Midterm II: 15%
- ▶ Final Exam: 25%
- ▶ Quizzes: 5%
 - ▶ Can skip one quiz - *use wisely*
- ▶ Labs: 5%

More information: <http://www.cs.pomona.edu/classes/cs62/>

Resources

- ▶ **Textbook:** Algorithms 4th edition by R. Sedgewick and K. Wayne, Addison-Wesley Professional, 2011, ISBN 0-321-57351-X.
- ▶ **Booksite:** <http://algs4.cs.princeton.edu/>
 - ▶ Brief summary of content
 - ▶ Exercises
 - ▶ Code
- ▶ **Slack channel:** monitored by the entire staff.
- ▶ **Github:** to submit assignments - you cannot make your code publicly available.
- ▶ **Office hours:**
 - ▶ Yeh - TR 11am-11:50 am (Gathertown), F 2:pm-4pm
- ▶ **Mentor sessions:** TBD
- ▶ **Learning communities:** TBD (fill sorting hat survey!)
- ▶ **Course website:** <http://www.cs.pomona.edu/classes/cs62/>

Lecture 1: Introduction & Object-Oriented Programming

- ▶ Introductions
- ▶ Motivation
- ▶ Logistics
- ▶ Object-Oriented Programming Paradigm
- ▶ Java Basics

What is Object-Oriented Programming (OOP)?

- ▶ “a method of implementation in which programs are organized as cooperative collections of **objects**, each of which represents an **instance** of some class, and whose **classes** are all members of a hierarchy of classes united via **inheritance** relationships”.

Grady Booch

- ▶ Popular OOP languages: Java, C++, C#, Python (kinda).

What is an object?

- ▶ A software bundle of related **state** (data) and **behavior** (procedures working on that data).
- ▶ Can have a physical existence e.g., a customer, a ticket, a car, a post.
- ▶ Can have an intangible conceptual existence e.g., a meeting, a process.
- ▶ **State**: the individual characteristics stored in **fields** (or variables).
 - ▶ e.g., an object that represents a bicycle has fields for storing its current speed (18mph) and gear (5th)
- ▶ **Behavior**: **methods** (or functions) operate on internal state of objects and serve as the primary mechanism for object-to-object communication.
 - ▶ e.g., change gear, apply brakes, speed up or down, etc.

What is a class?

- ▶ A blueprint or prototype from which objects are created.
- ▶ An object is an **instance** of a class and the process of creating it is called **instantiation**.

Practice Time

- ▶ Models of real-world objects contain ____ and ____.
- ▶ A software object's state is stored in ____.
- ▶ A software object's behavior is exposed through ____.
- ▶ A blueprint for a software object is called a ____.

Answers

- ▶ Models of real-world objects contain **fields** and **methods**.
- ▶ A software object's state is stored in **fields**.
- ▶ A software object's behavior is exposed through **methods**.
- ▶ A blueprint for a software object is called a **class**.

Lecture 1: Introduction & Object-Oriented Programming

- ▶ Introductions
- ▶ Motivation
- ▶ Logistics
- ▶ Object-Oriented Programming Paradigm
- ▶ Java Basics

Declaring classes

```
public class MyClass {  
    // field, constructor, and method declarations  
}
```

- ▶ Class name is a noun and capitalized by convention.
- ▶ The class body is surrounded by curly braces.

A possible implementation of a bicycle class in Java

```
/**
 * Represents a bicycle
 * @author https://docs.oracle.com/javase/tutorial/java/concepts/class.html
 */
public class Bicycle {

    //instance variables
    private int cadence = 0;
    private int speed = 0;
    private int gear = 1;

    public void changeCadence(int newValue) {
        cadence = newValue;
    }

    public void changeGear(int newValue) {
        gear = newValue;
    }

    public void changeSpeed(int change) {
        speed = speed + change;
    }

    public int getCadence() {
        return cadence;
    }

    public void printGear() {
        System.out.println("Gear:" + gear);
    }

    public String toString() {
        return "cadence:" + cadence + " speed:" + speed + " gear:" + gear;
    }
}
```

- ▶ All code in a Java program must belong to a class.
- ▶ `//` comment within a line.
- ▶ `/*` multi-line comment.`*/`
- ▶ `/**documentation comment (JavaDoc).*/`
- ▶ The source code is saved in `.java` files.
- ▶ The name of the class should match the name of the source file e.g., `Bicycle.java`.
- ▶ Curly braces (`{` and `}`) are used to surround bodies of classes, methods, and loops.
- ▶ Statements end with a semicolon (`;`).
- ▶ Fields `cadence`, `speed`, `gear` represent the state of a bicycle object.
- ▶ Methods `changeCadence`, `changeGear`, etc. define how the object will interact with the world.
- ▶ `System.out.println` is Java's way of printing a string to the console.
- ▶ Override `toString` if you want to change how objects are printed.
- ▶ To run your code you will need a special method called `main` - there is no `main` in the `Bicycle` class.
- ▶ You can have a `main` method per class. Typically one of them will control the program and the rest will be used to test each class.

Bicycle Demo program

```
/**
 * Basic demonstration of how to work with bicycle objects
 * @author https://docs.oracle.com/javase/tutorial/java/concepts/class.html
 */

public class BicycleDemo {
    public static void main(String[] args) {

        // Create two different Bicycle objects
        Bicycle bike1 = new Bicycle();
        Bicycle bike2 = new Bicycle();

        System.out.println(bike1);

        // Invoke methods on those objects
        bike1.changeCadence(50);
        bike1.changeSpeed(10);
        bike1.changeGear(2);
        bike1.printGear();
        System.out.println(bike1);

        bike2.changeCadence(50);
        bike2.changeSpeed(10);
        bike2.changeGear(2);
        bike2.changeCadence(40);
        bike2.changeSpeed(-10);
        bike2.changeGear(3);
        bike2.printGear();
        System.out.println(bike1);
        System.out.println(bike2);

    }
}
```

- In the `main` method, we instantiate two objects of type `Bicycle` with the `new` keyword, that is two new bicycles are being brought into this world.
- Object name + dot operator + method/variable to create a reference to an object's method/field
 - e.g., `bike1.changeCadence(50);`
- `Void` methods do not return anything.
 - `printGear` is `void`
- `System.out.println(someObject)` calls the `toString` method of the class `someObject` belongs to.

WHAT WILL THIS PROGRAM PRINT?

```
cadence:0 speed:0 gear:1
Gear:2
cadence:50 speed:10 gear:2
Gear:3
cadence:50 speed:10 gear:2
cadence:40 speed:0 gear:3
```


Access Modifiers

- ▶ **public** modifier - the field/method is accessible from all classes.
- ▶ **private** modifier - the field/method is accessible only within its own class.
- ▶ More that we will learn later...

Variables

- ▶ Containers for storing data values.
- ▶ Java is statically-typed: all variables must be declared along with their data type before they can be used.
 - ▶ e.g., `int cadence = 0;`
 - ▶ e.g., `String name;`
- ▶ Data types: primitives, classes, interfaces, and arrays.

Instance variables (non-static or member fields)

- ▶ Declared in a class but outside of any method.
- ▶ Each object has its own unique copy of the variable. E.g.,

```
public class Bicycle {  
  
    private int cadence = 0;  
    private int speed = 0;  
    private int gear = 1;  
}
```

- ▶ Invoked as `myObject.variableName`
- ▶ It's always a good idea to keep them `private`.

Static variables (class fields)

- ▶ Declared with the **static** modifier.
- ▶ All objects share the same copy. E.g.,

```
public class Bicycle {  
  
    public static int numberOfBicycles;  
}
```

- ▶ Invoked as **ClassName.variableName**

USE SPARINGLY!

Local variables

- ▶ Declared within a method.
- ▶ Destroyed after the execution of the method.
- ▶ Can only be accessed within the method.
- ▶ No access modifier.
- ▶ `public int countToTen() {`

```
    int counter = 0;
```

```
    //...
```

```
}
```

Naming Variables

- ▶ Variable names are case-sensitive.
- ▶ No white space.
- ▶ Start with small letter.
- ▶ Subsequent characters can be letters, digits, \$, or _.
- ▶ Use full words that make sense.
- ▶ If name contains more than two words, capitalize the first letter of each subsequent word. e.g., `numberOfBicycles`.
- ▶ If your variable is a constant, capitalize everything. e.g., `PI`.

Identifier

- ▶ The name of a class, interface, method, or variable.
- ▶ Each category has its own naming conventions.



Reserved Words				
abstract	default	goto	package	synchronized
assert	do	if	private	this
boolean	double	implements	protected	throw
break	else	import	public	throws
byte	enum	instanceof	return	transient
case	extends	int	short	true
catch	false	interface	static	try
char	final	long	strictfp	void
class	finally	native	super	volatile
const	float	new	switch	while
continue	for	null		

Primitive Data Types

- ▶ Java supports 8 primitive data types.
- ▶ Primitives use a small amount of memory to represent a single item of data and support certain operations on its value.
- ▶ All data of same primitive data type use the same amount of memory.
- ▶ Cannot be used to instantiate type variables, that is no **new** keyword.
- ▶ Have corresponding object “wrapper” types:
 - ▶ Integer, Double, Float, Boolean, etc.

Primitive Data Types

Type	Bits	Default	Example
byte	8	0	byte b = 10;
short	16	0	short s = 2;
int	32	0	int i = 47;
long	64	0L	long l = 4747L;
float	32	0.0f	float f = 47.0f;
double	64	0.0	double d = 47.0;
char	16	'\u0000'	char c = 'a';
boolean	1	false	boolean fun = true;

The compiler will assign default values to uninitialized instance and static fields. If you do not initialize local variables you will run into a compile-time error!

The most important primitive data types to know

- ▶ **int** - for integers.
- ▶ **double** - for real numbers.
- ▶ **boolean** - for the set of values {**true**, **false**}.
- ▶ **char** - for alphanumeric characters and symbols.
- ▶ **STRINGS ARE NOT PRIMITIVES**
 - ▶ instead use class **String**.

Classes

- ▶ Main data types in Java.
 - ▶ e.g., `String`.
- ▶ Thousands more coming with Java by default.
- ▶ You can instantiate your own with the `new` keyword.
 - ▶ `Bicycle myBike = new Bicycle();`
- ▶ Contain fields (can be a primitive or class type) and methods.
- ▶ Respond to messages to communicate with the outside world by invoking methods.
- ▶ Reference default value is `null`.

A vocabulary refresher for variables

- ▶ **Declaration:** state the type of variable and its identifier. A variable can only be declared once. E.g., `int x;`
- ▶ **Initialization:** the first time a variable takes a value. E.g., `x = 3;`
 - ▶ Can be combined with declaration, e.g., `int y = 3;`
- ▶ **Assignment:** discarding the old value and replacing it with a new. E.g., `x = 2;`
- ▶ Static or instance variables are automatically initialized with default values, i.e. `null` for references to objects, `0` for `int`, `false` for `boolean`, etc.
- ▶ Local variables are not automatically initialized and your code won't compile if you have not initialized them and you are trying to use them. E.g.,

```
public void foo() {  
    int x;  
    System.out.println(x);  
    //The local variable x might not have been initialized  
}
```

Practice Time

Consider the following class:

```
public class IdentifyMyParts {  
    public static int x = 7;  
    public int y = 3;  
}
```

- a. What are the class/static variables?
- b. What are the instance/member variables?
- c. What is the output from the following code:

```
IdentifyMyParts a = new IdentifyMyParts();  
IdentifyMyParts b = new IdentifyMyParts();  
a.y = 5;  
b.y = 6;  
a.x = 1;  
b.x = 2;  
System.out.println("a.y = " + a.y);  
System.out.println("b.y = " + b.y);  
System.out.println("a.x = " + a.x);  
System.out.println("b.x = " + b.x);  
System.out.println("IdentifyMyParts.x = " + IdentifyMyParts.x);
```

Answers

a. x

b. y

c. a.y = 5

b.y = 6

a.x = 2

b.x = 2

IdentifyMyParts.x = 2

Lecture 1: Introduction & Object-Oriented Programming

- ▶ Introductions
- ▶ Motivation
- ▶ Logistics
- ▶ Object-Oriented Programming Paradigm
- ▶ Java Basics

Readings:

- ▶ Oracle's guide: What Is an Object? What Is a Class?
<https://docs.oracle.com/javase/tutorial/java/concepts/index.html>
- ▶ Classes and Objects: <https://docs.oracle.com/javase/tutorial/java/javaOO/index.html>
- ▶ Variables: <https://docs.oracle.com/javase/tutorial/java/nutsandbolts/variables.html>

Practice Problems:

- ▶ How would you model the ticketing system for a local movie theater in OOP?